

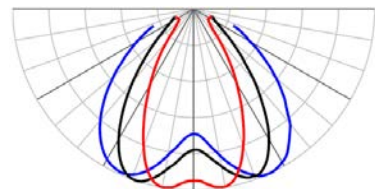
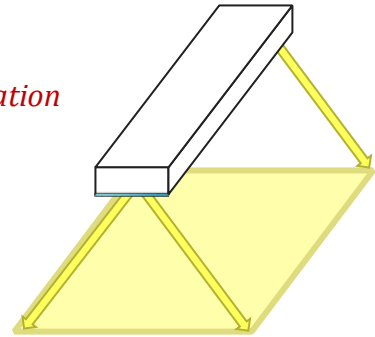
# Linear Batwing Diffusers

## B-Series Linear Batwing Distributions for Flat-Field Illumination

Bright View patent-pending BrightWing™ diffusers provide an efficient “batwing” distribution to help luminaires achieve a flat-field beam profile, uniformly illuminating a floor or work surface without a central hot-spot. They work equally well with LED and fluorescent sources. Patent application(s) pending.

Luminaires with flat-field distributions can usually provide highly-uniform illumination at a greater ceiling spacing than their lambertian counterparts.

Light distributions are determined by the light source, cavity geometry, and choice of diffuser. For this reason, Bright View offers several options in the B-series as well as application engineering to help optimize light designs. Request the Batwing Applications Notes for more detailed information.

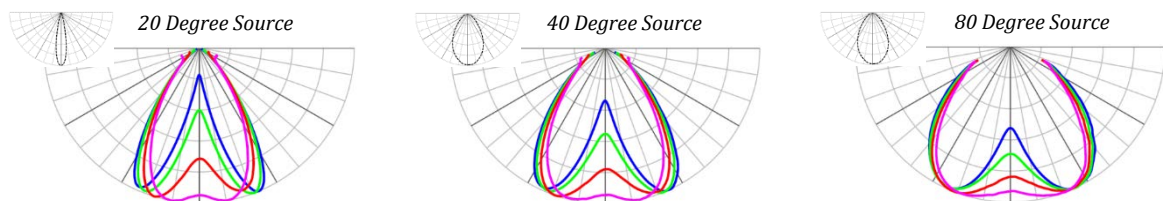


Different light sources will produce different distributions – an applications engineer can help with your particular design

Product	Typical Luminaire FWHM Angle <sup>1</sup>	Degree of Nadir Suppression	LED hiding power	Efficiency in typical LED luminaire <sup>1</sup>
B-LM5E-XXXX-HE20	127°	Strong	Light	92 - 96 %
B-LM5E-XXXX-HE30	124°	Medium	Medium	92 - 96 %
B-LM5E-XXXX-HE40	120°	Light	Med-Strong	91 - 95 %

**Example Distributions:**

- Please see [Bright View Usage Notes Batwing APN-LBW-US-003](#) for example uses and light distributions



**Usage Notes:**

- B-Lxxx have two different sides. Light should enter the more specularly-reflective (glossy) side – please see the Bright View Application Note on Batwing Diffusers for details.
- Bright View B-series diffusers help sculpt light into an efficient linear “batwing” distribution.
- Light distributions are determined by the light source, cavity geometry, and choice of diffuser, and may vary significantly depending on the specific luminaire design.
- Bright View applications engineers can help optimize designs to achieve desired performance.
- Other angles and degrees of nadir suppression are available on a custom basis.
- Bright View applications engineers can assist with product choices and help your design achieve peak performance.

<sup>1</sup>Angle and efficiency data are typical; they vary greatly depending on luminaire design.